

Interim Results from Surveys on Domain Name Policy

1. Survey Status

1.1 Survey of General Public

This survey's fieldwork has just been completed. The following summary charts are based on 800 members of the general public who use the internet at least weekly. Verbatim answers are still in coding and so are not yet tabulated or charted.

1.2 Responses Obtained from the auDA Website Link

As of this morning (5/4/07), there were 755 completed surveys (out of about 835 starts). We should be cautious about their representativeness because respondents are self-selected and thus likely to be more reflective of those with opinions they wish to express.

The charts giving the website results compare these with the general public's results where feasible.

1.3 Survey of Registrants

Fieldwork for this survey is still in process. The high rate of bouncebacks encountered to date, especially in .com.au, implies that this will take some time and require further sample listings. Current status is ..

	Original Listings	Listings after Deduping	Bounceback Est. (so far)	Yet to Send
.com.au	5,500	4,959	39%	2,800
.asn.au	1,100	839		240
.org.au	1,100	1,041		141
.net.au	1,100	923		
.id.au	1,100	1,014	21%	

As of today, a sample of 178 responses in total has been obtained. Results are thus very tentative at this stage. However a few key charts have been included for interest.

Clearly, considerable follow-ups to prompt response, and also some to gauge non-response bias, will be required.

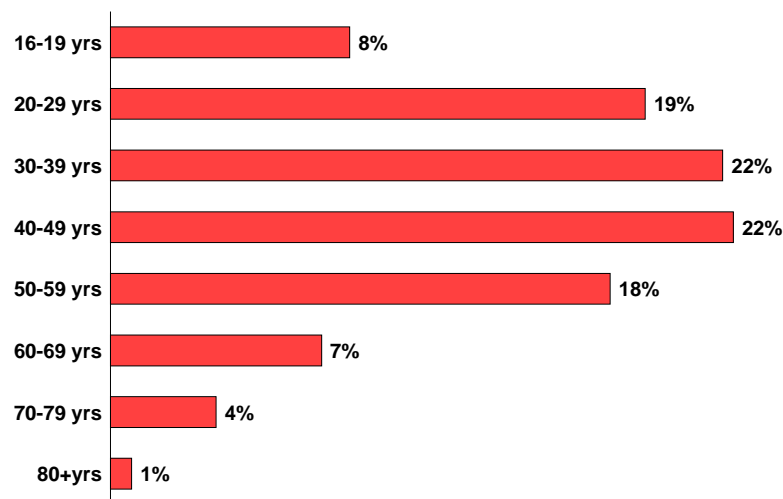
2. Survey of the General Public of Weekly Internet Users

2.1 Background on Respondents drawn from the General Public

Drawn from a large internet panel to represent people across Australia, aged 16+yrs, who access the internet at least weekly.

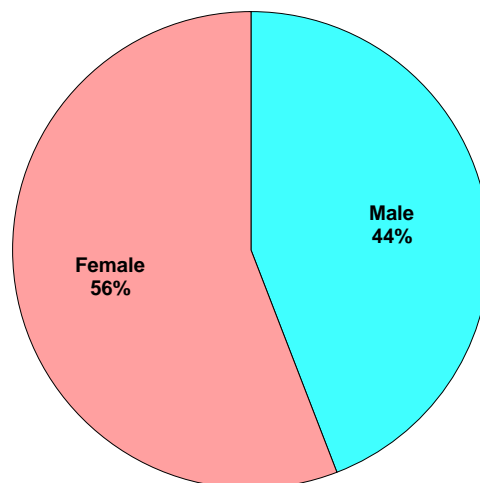
2.1.1 Age

Chart 2: Firstly, to ensure that we have a good cross-section of the population, may we ask for the following details. What is your age?



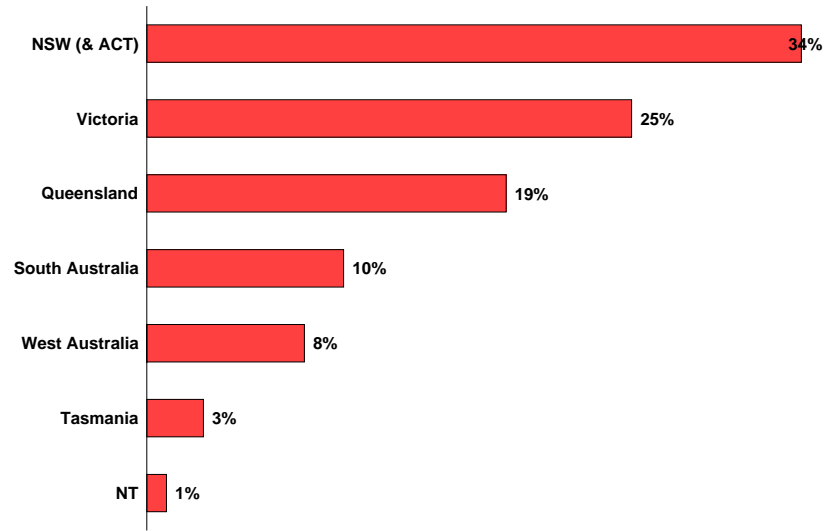
2.1.2 Gender

Chart 3: ... and what is your Gender?



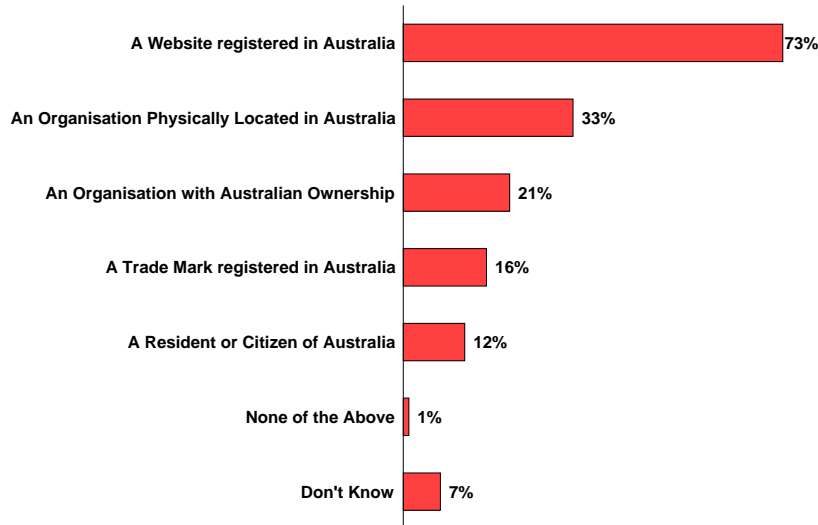
2.1.3 State

Chart 16: Respondents' State (derived from q4 postcode)



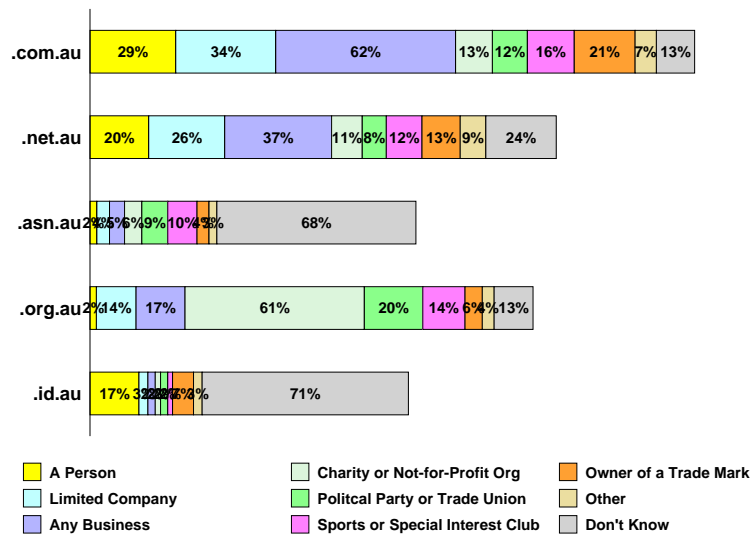
2.2 The General Public's Understanding of Domains

Chart 7: Does the '.au' domain name mean that the domain belongs to ...



NB: Multiple answers were permitted

Chart 8: What do you think the following second level domains mean?

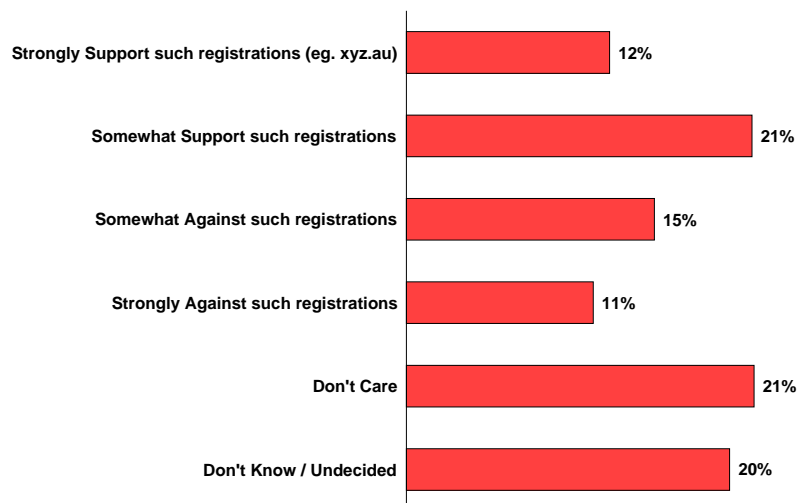


NB: Multiple answers were permitted

2.3 The General Public's Views on Domain Policy

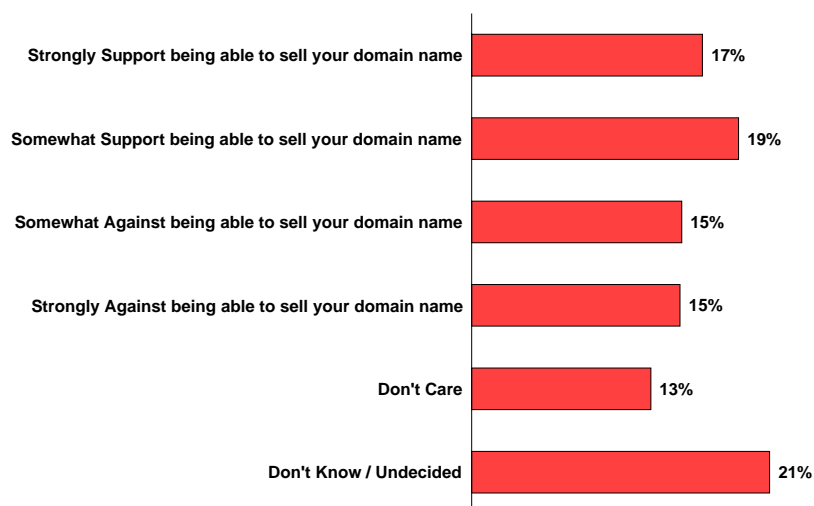
2.3.1 Views on Omitting the Second Level Domain

Chart 11: Do you think that domain names without a second level should be allowed?



2.3.2 Views on Selling Domain Names

Chart 13: Currently, people and organisations don't have the right to sell their '.au' domain names on to somebody else?



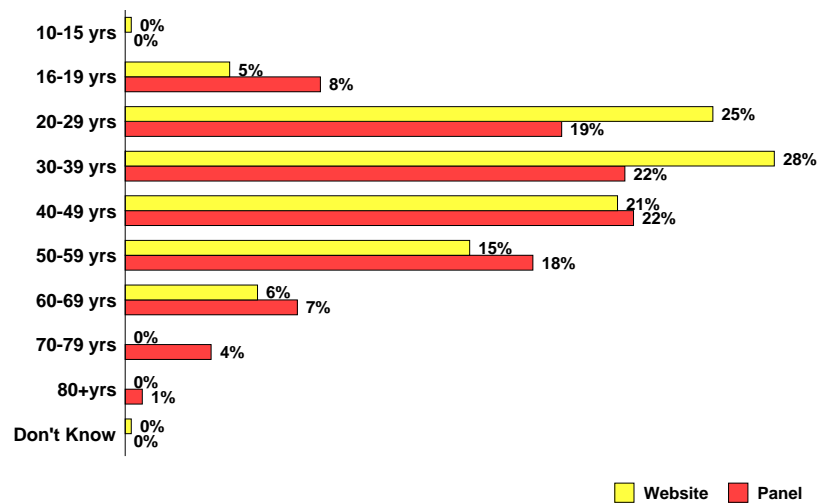
3. Responses Obtained from the auDA Website Link

3.1 Background on Website-Sourced Respondents

Where possible, for perspective, this data is plotted alongside the results from the general public of internet users.

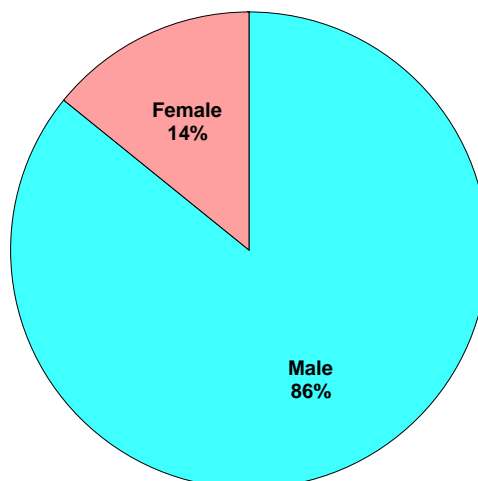
3.1.1 Age

Chart 2: Firstly, to ensure that we have a good cross-section of the population, may we ask for the following details. What is your age?



3.1.2 Gender

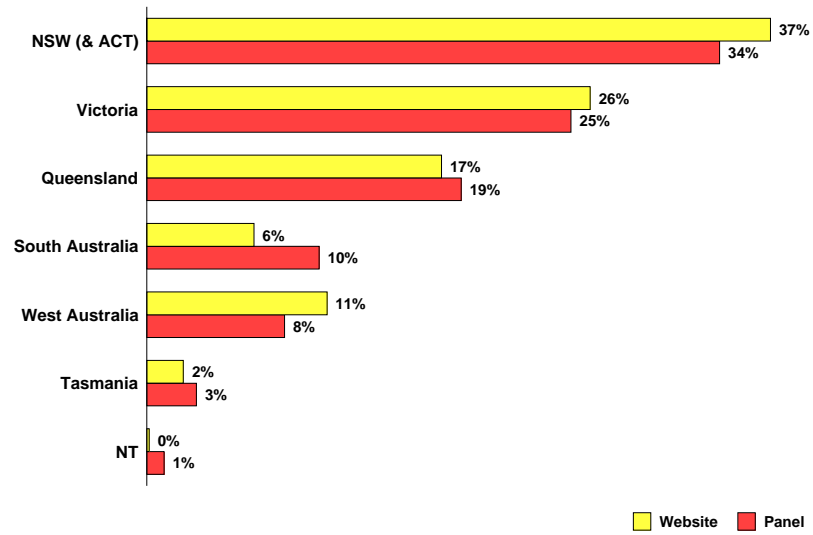
Chart 3: ... and what is your Gender?



NB: Based only on Website-sourced respondents

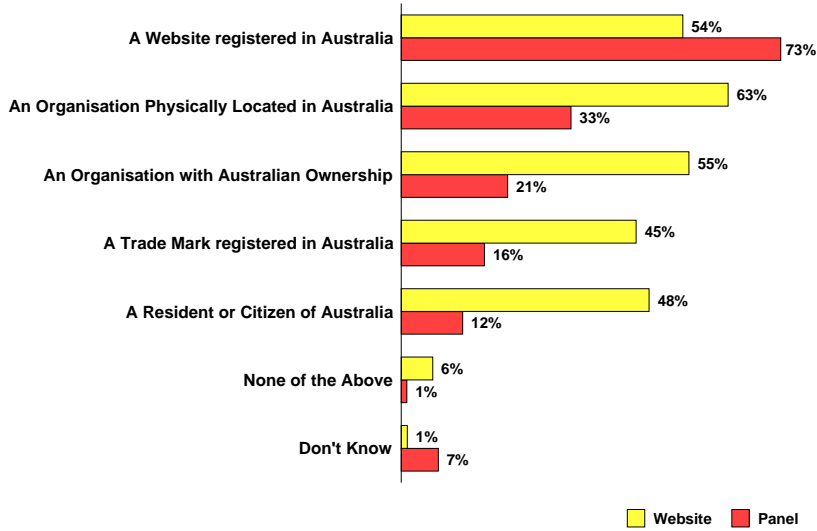
3.1.3 State

Chart 16: Respondents' State (derived from q4 postcode)



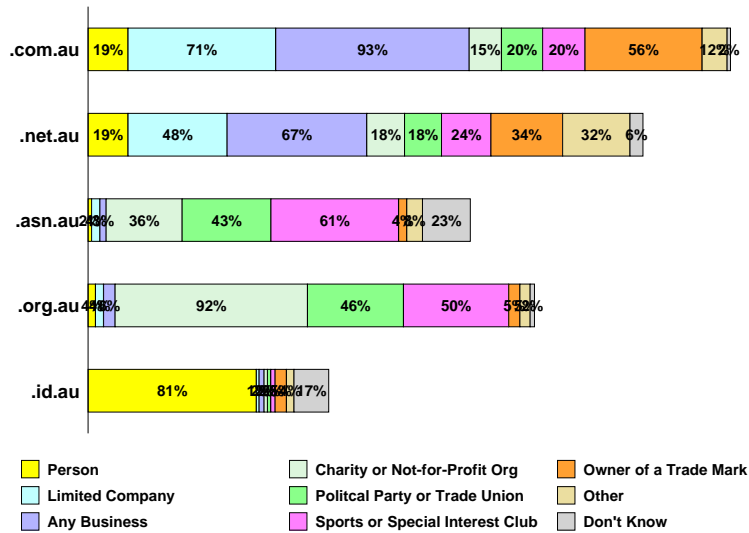
3.2 Website-Sourced : Understanding of Domains

Chart 7: Does the '.au' domain name mean that the domain belongs to ...



NB: Multiple answers were permitted

Chart 8: What do you think the following second level domains mean?

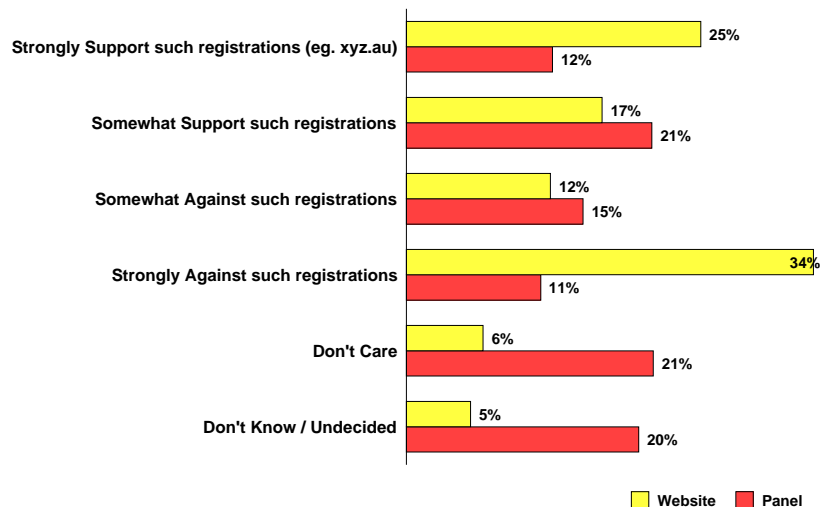


NB: Multiple answers were permitted. Base only on website-sourced respondents

3.3 Website Sourced: Views on Domain Policy

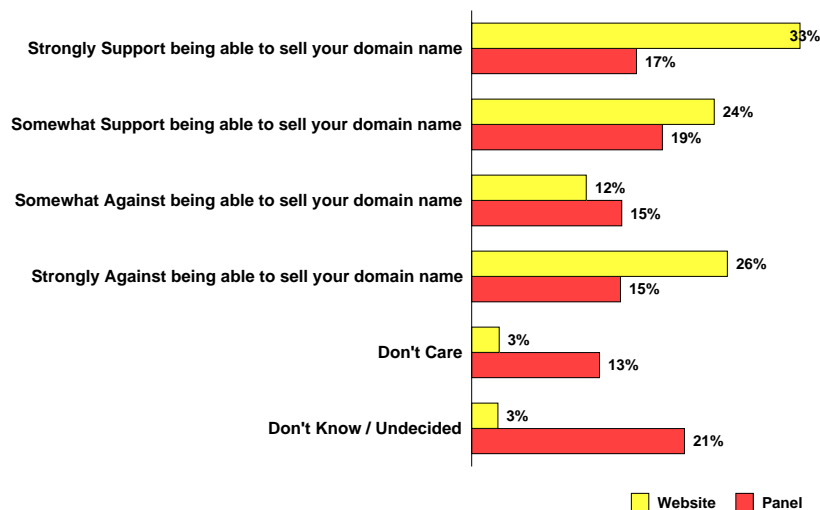
3.3.1 Views on Omitting the Second Level Domain

Chart 11: Do you think that domain names without a second level should be allowed?



3.3.2 Views on Selling Domain Names

Chart 13: Currently, people and organisations don't have the right to sell their '.au' domain names on to somebody else?



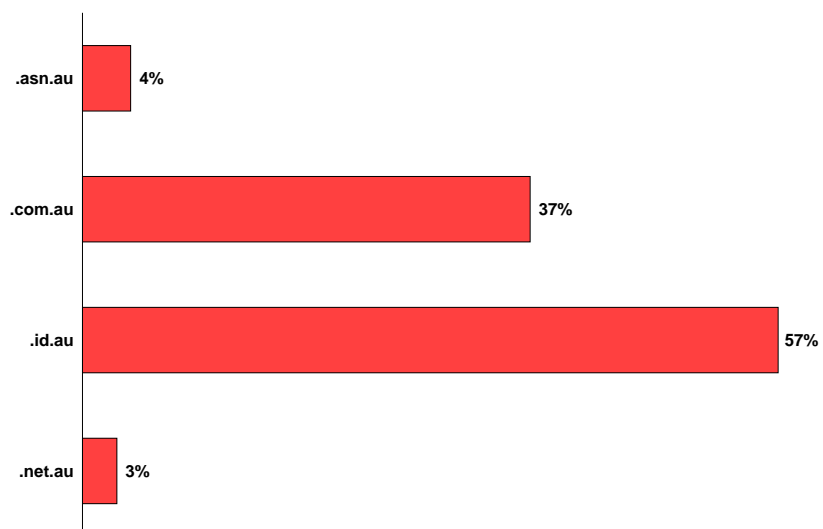
4. Responses Obtained to Date from Registrants

4.1 Background on Registrant Respondents

Caution, only 178 responses to date, of which 101 are from .id.au registrants. No .org.au responses have yet been received although mailout is only now ongoing.

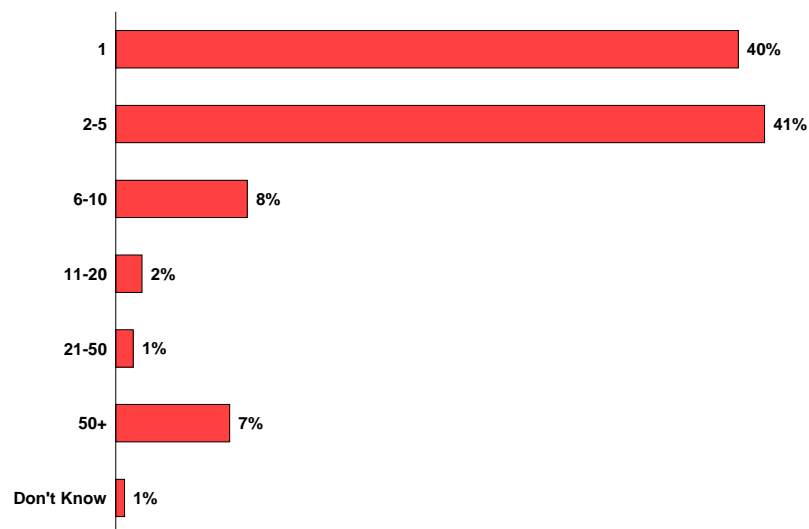
4.1.1 Registrant's 2LD

Chart 6: Registrant's 2LD



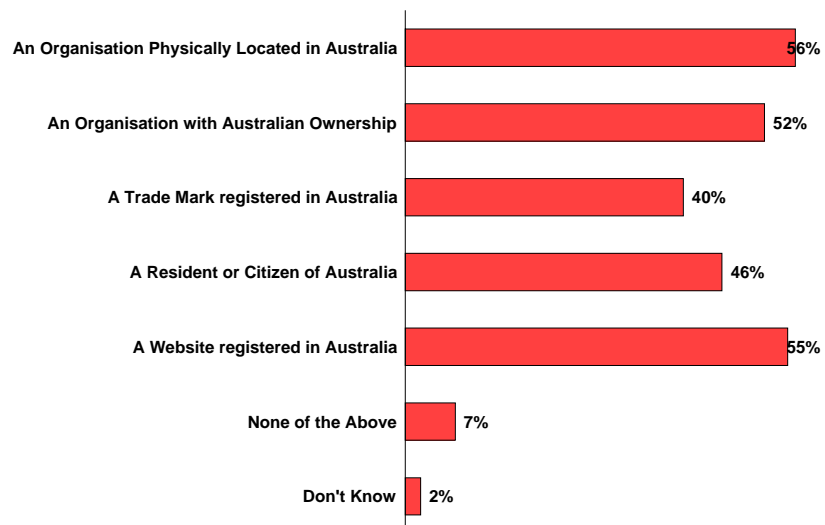
4.1.2 Number of Website Administered

Chart 19: How many '.au' domain names does your organisation have?



4.2 Registrants Understanding of Domains

Chart 5: Does the '.au' domain name mean that the domain belongs to ...

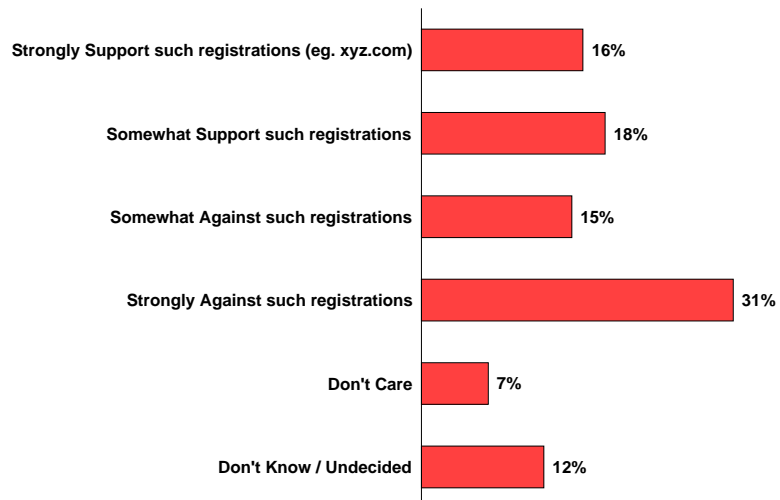


NB: Multiple answers were permitted

4.3 Registrants Views on Domain Policy

4.3.1 Views on Omitting the Second Level Domain

Chart 15: Do you think that registrations without a second level should be allowed?



4.3.2 Views on Selling Domain Names

Chart 17: Currently, registrants don't have the right to sell their domain names on to somebody else. Which of the following answers best describes your view ..

